



# Account Opening Flow

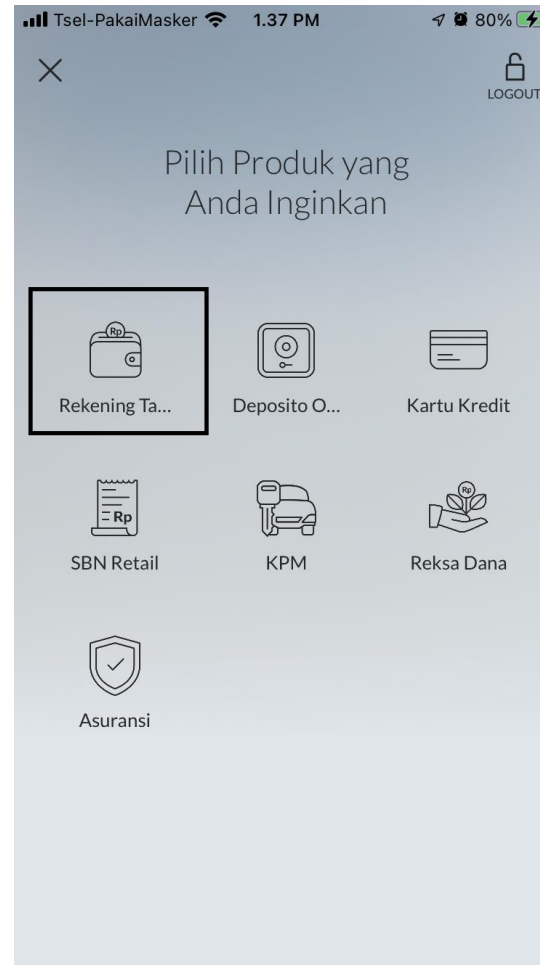
# Opening Pro Savings Account



- 1 Login M2U Apps, **Click “+” on account page**



- 2 On screen **Select Product Type**> **Click Saving Account**



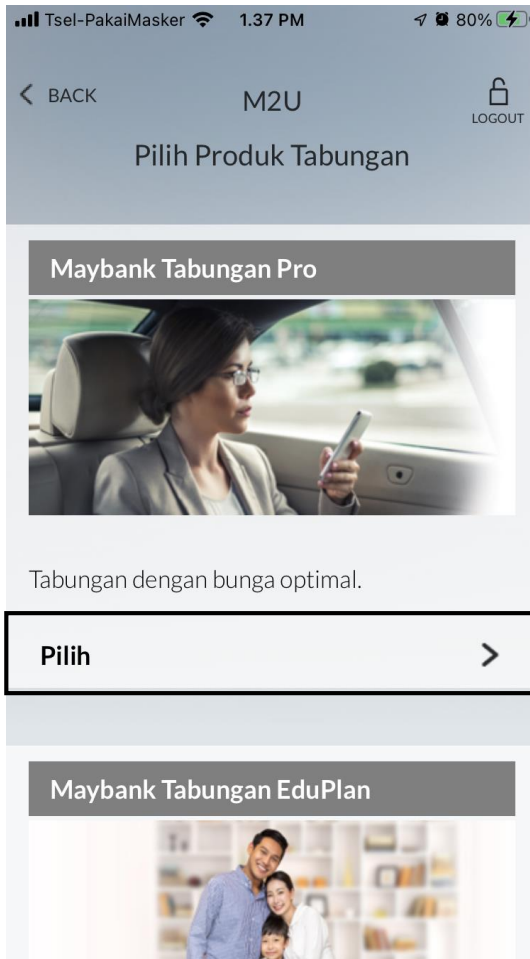
- 3 Then choose your preferable type of Saving Account



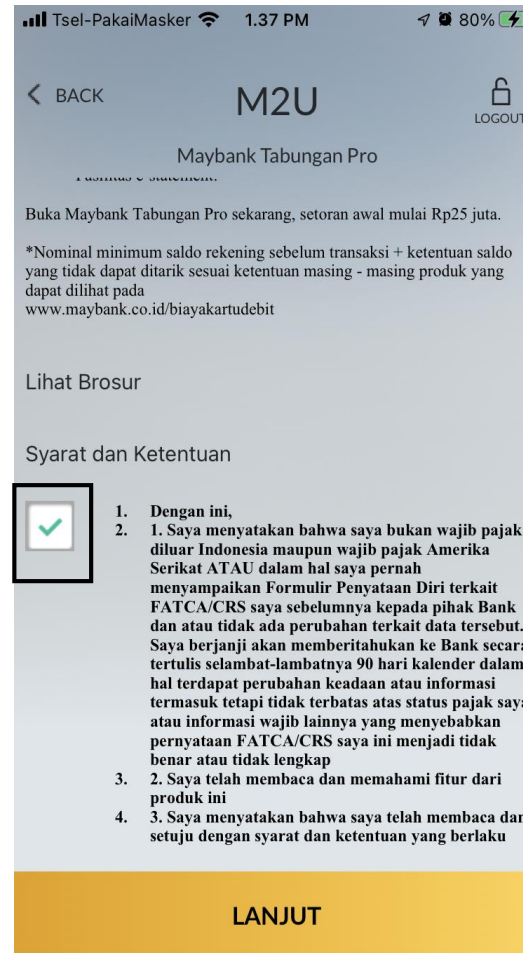


# Opening Pro Savings Account

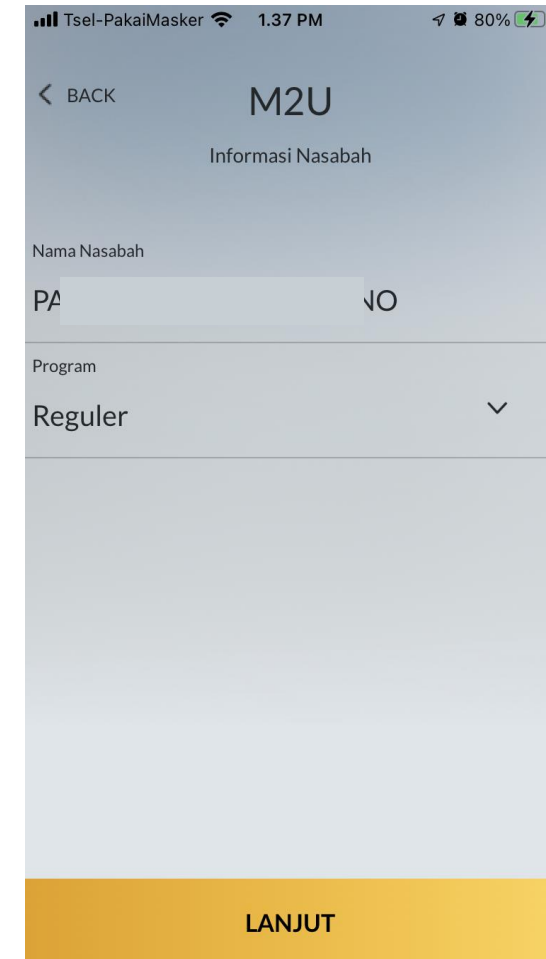
- 4 On screen **Choose Account Type** > **Scroll and Select Maybank Pro Savings Account**



- 5 **Read & Tick Mark** Product Terms and Conditions then click Continue.



- 6 Confirm Customer name and program and then click Continue.





# Opening Pro Savings Account

7

On screen Initial Deposit, **Select Account for source of funds** for initial deposit > then **fill in the amount for fund placement** > then **Review Details of Account Opening** before then **Clicking Confirm & Transact** to continue.

**Setoran Awal**

Account Type	Account Number	Limit
Tabungan Maksi	8003919112	IDR 902,811,840.00
Tabungan Maksi	8003919199	IDR 213,333.00
Tabungan Reguler	8003919820	IDR 500,000.00
Tabungan Pro	8003919822	IDR 25,000,000.00
Tabungan Reguler	8003919833	IDR 500,000.00

**SETORAN AWAL**

Jumlah  
IDR500,000

1 2 3  
4 5 6  
7 8 9  
< 0 .

**OK**

**SETORAN AWAL**

Payroll Karyawan MBI → Maybank Tabungan Pro

Jumlah Setoran Awal  
IDR500,000

Mata Uang  
IDR

Silahkan **klik disini** untuk memasukkan kode referral

**LANJUT**

**Detail Pembukaan Rekening**

PA: 0

Alamat Email  
MA IA@GMAIL.COM

Tanggal Pembukaan  
01 July 2022

Nama Produk  
Maybank Tabungan Pro

Rekening Sumber Dana  
8072000030

Jumlah Setoran Awal  
IDR500,000

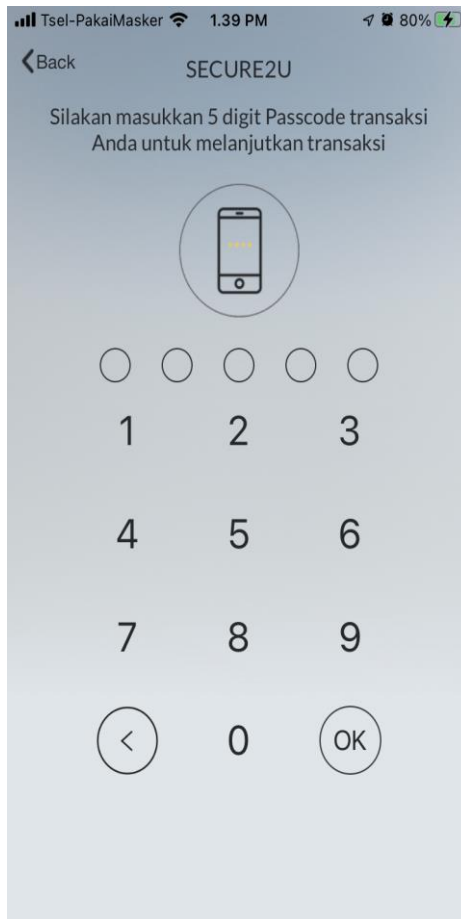
Program  
Reguler

**KONFIRMASI & TRANSAKSI**

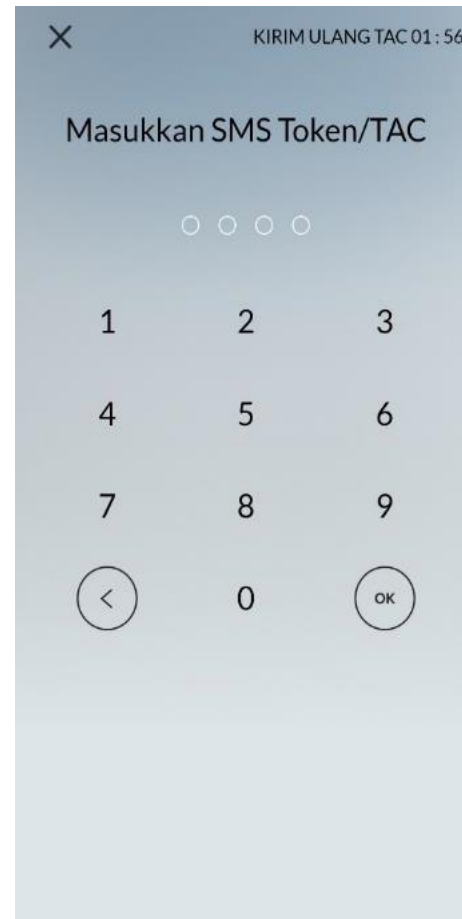


# Opening Pro Savings Account

- 8 Enter the 5-digit **Passcode Secure2U** or if Secure2U not yet ready, then input **SMS Token / TAC**



OR



- 9 You will received information that process has completed on screen whether the account is successfully opened or failed.





Transfer fund from Own Account Flow

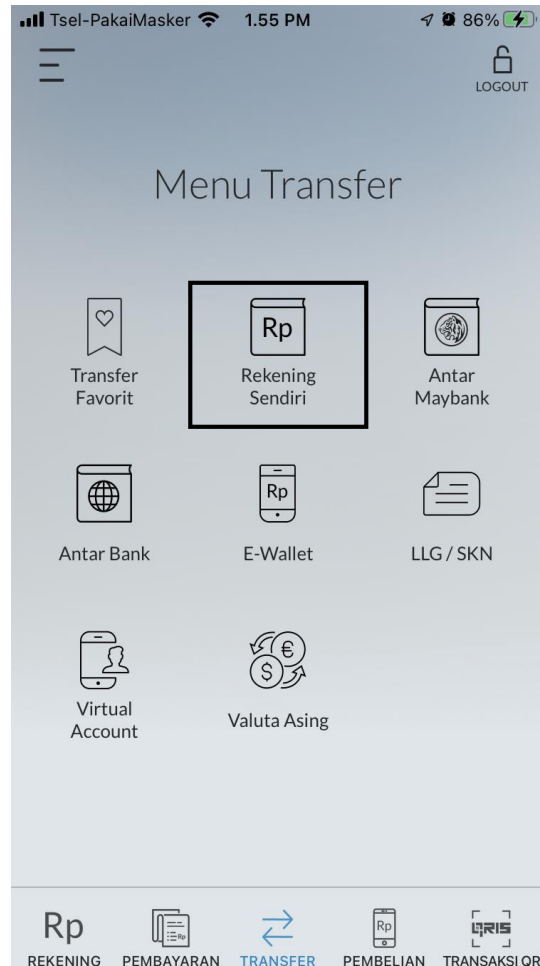
# Transfer Fund from Own Account



1 Login M2U Apps > **Click Transfer Menu**



2 On Screen Transfer Menu **Choose Own Account**



3 **Select Account for Source of Funds**



4 **Select Destination Account**



# Transfer Fund from Own Account



## 5 Fill in transfer amount

14.00 4G

TRANSFER KE REKENING SENDIRI

U Transaction Account iB → Tabungan MyArafah iB

Jumlah  
IDR 50,000

1 2 3  
4 5 6  
7 8 9  
< 0 >

OK

## 6 Confirm transfer details

14.00 4G

TRANSFER KE REKENING SENDIRI

U Transaction Account iB → Tabungan MyArafah iB

U Transaction Account iB 8783901741 → Tabungan MyArafah iB 1783000186

Jumlah  
IDR 50,000

Mode Transfer  
Own Account

Waktu Transfer Pada  
Hari ini Juli 1, 2022

Pesan Opsional

PROSES

## 7 You will received information process has completed on screen whether it was successful or fail.

14.00 4G

DETAIL TRANSFER

TRANSFER DARI  
U Transaction Account iB 87839

TRANSFER KE  
Tabungan MyArafah iB 17830

INFORMASI MONETER  
Jumlah yang akan ditransfer IDR 50,000.00  
Biaya Admin Free  
Jumlah yang akan didebit IDR 50,000.00  
Jumlah yang akan didebit dalam IDR 50,000.00

MODE TRANSFER  
Transfer Own Account

WAKTU TRANSFER PADA  
Hari ini 01 Juli 2022

PESAN  
N/A

KONFIRMASI

14.00 4G

M2U

Transfer Anda Sukses

01/07/2022 14:00:49

Transfer Dari N NIA  
U Transaction Account iB  
\*\*\*\*\*

Transfer Ke N NIA  
Tabungan MyArafah iB  
17830

Jumlah Transfer IDR 50,000.00  
Biaya Admin free  
Jumlah yang didebit IDR 50,000.00  
Jumlah yang didebit dalam IDR 50,000.00  
Pesan N/A  
Nomor Referensi I0719947422

SELESAI